



REPUBLIC OF THE PHILIPPINES
DEPARTMENT OF AGRICULTURE
PHILIPPINE COCONUT AUTHORITY

Elliptical Road, Diliman, Quezon City Tel. No.: 928-4501 to 09
 P.O. Box 3386, Manila, TIN # 000724656
 http://www.pca.da.gov.ph



BALANCE SHEET
As of December 31, 2013
 (With corresponding figures for December, 2012)
 (In Philippine Peso)


ASSETS	(As Restated)	
	2013	2012
Current assets		
Cash	P 1,515,226,126	P 1,013,051,981
Receivables - net	3,845,415,141	354,304,475
Inventories	192,566,113	161,947,578
Prepayments	725,942	770,119
Other current assets	16,395,759	2,821,039
Total current assets	5,570,329,081	1,532,895,192
Non-current assets		
Investments	88,515	88,515
Property, plant and equipment, net	388,420,654	341,487,760
Other assets	719,240,956	721,574,152
Total non-current assets	1,107,750,125	1,063,150,427
TOTAL ASSETS	P 6,678,079,206	P 2,596,045,619
LIABILITIES AND EQUITY		
Current Liabilities		
Payable accounts	P 425,460,586	P 292,501,519
Inter-agency payables	70,466,867	46,387,700
Intra-agency payables	8,180,136	9,259,783
Other payables	27,558,117	29,295,301
Total current liabilities	531,665,706	377,444,303
Non - Current Liabilities		
Mortgage payable	1,955,520	2,859,871
Deferred credits	88,774,191	70,649,901
Total non - current liabilities	90,729,711	73,509,772
TOTAL LIABILITIES	P 622,395,417	P 450,954,075
EQUITY	6,055,683,789	2,145,091,544
TOTAL LIABILITIES AND EQUITY	P 6,678,079,206	P 2,596,045,619

Certified Correct:

Shirley L. Aquino
SHIRLEY L. AQUINO
 Chief, Accounting Division

Noted:

Euclides G. Forbes
EUCLIDES G. FORBES
 Administrator





REPUBLIC OF THE PHILIPPINES
DEPARTMENT OF AGRICULTURE
PHILIPPINE COCONUT AUTHORITY

Elliptical Road, Diliman, Quezon City Tel. No. 938-4501 to 09
 P.O. Box 3386, Manila. TIN # 000724616
<http://www.pca.da.gov.ph>



STATEMENT OF INCOME AND EXPENSES
For the Year Ending December 31, 2013
(With Corresponding Figures for December 2012)
(In Philippine Peso)

	2013	(As Restated) 2012
INCOME		
Fees, permits and licenses	342,130,843	338,959,439
Service	45,223,669	55,777,917
Business	26,592,683	26,940,330
Other general income	407,178	274,700
Other income	7,714,660	12,164,919
Total income	422,069,011	434,117,305
EXPENSES		
Personal services	419,435,865	437,485,310
Maintenance and other operating expenses	1,200,570,428	724,529,837
Financial Expenses	229,397	171,702
Total expenses	1,620,235,690	1,162,186,849
LOSS FROM OPERATIONS	1,198,166,679	728,069,544
SUBSIDY FROM THE NATIONAL GOVERNMENT	5,107,440,000	1,182,757,000
INCOME AFTER SUBSIDY FROM NATIONAL GOVERNMENT	3,909,273,321 ^{1/}	454,687,456

^{1/} Includes Subsidy for the following which, SARO and NCA were received only on Dec. 27, 2013:

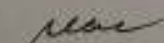
- Subsidy for the Coconut Rehabilitation Program of the Yolanda Recovery and Rehabilitation Plan
- Subsidy for Calamity-related rehabilitation/ restoration projects and other priority projects

2,868,690,000


500,000,000

3,368,690,000

Certified Correct:


SHIRLEY L. AQUINO
 Chief, Accounting Division

Noted:


EUCLIDES G. FORBES
 Administrator





REPUBLIC OF THE PHILIPPINES
DEPARTMENT OF AGRICULTURE
PHILIPPINE COCONUT AUTHORITY

Elliptical Road, Diliman, Quezon City Tel. No.- 928-4501 to 09
 P.O. Box 3386, Manila, TIN # 000724616
<http://www.pca.da.gov.ph>



SCHEDULE OF INCOME
For the Year Ending December 31, 2013
 (With Corresponding Figures for December 2012)
 (In Philippine Peso)

	2013	(As Restated) 2012
GENERAL AND SERVICE INCOME		
Fees, permits and licenses		
Permit (PCA) fee	246,380,854	269,439,801
Transport permit fee	27,019,245	24,655,255
Chainsaw registration fee	3,568,670	3,337,206
Cutting permit fee	8,986,002	7,218,803
Filing processing fee	3,137,755	2,600,965
Seedling supplier registration fee	18,350	72,779
Interest and surcharges on PCA fee	29,058,980	15,177,698
Surcharges on chainsaw registration fee	686,435	506,483
Kukum Dryer Repayments	-	15,000
Inspection fees	4,090,188	2,420,120
Moisture Meter Fees	269,511	193,487
Registration Fees	10,745,178	8,527,433
Laboratory Analysis Fees	1,461,058	1,046,006
Certificate, Licenses and Processing Fees	55,856	14,244
Fines and Penalties	919,206	231,066
Export Processing Fee	46,080	38,720
Other Fees	5,699,475	3,164,371
Total Fees, permits and licenses	342,130,843	338,969,439
Service Income		
Other Service Income		
Sale of Copra	4,145,737	6,631,328
Sale of Copra	2,000,190	967,180
Sale of Coco-by-products	2,918,425	5,905,323
Sale of Coco Seedlings	408,906	447,906
Sale of Intercrops	5,128,278	7,500,261
Sale of Coco Seednuts	-	149,095
Sale of Waste Materials	1,668,741	1,446,169
Analysis Fee-PTAL	296,380	379,100
Filing/Certification Fees	25,191,215	26,501,354
Seednuts Replacement	1,245,828	128,062
Other Fines and Penalties	2,219,969	3,722,139
Others	45,223,669	55,777,817
Total Service Income		
Other General and Service Income	280,903	175,788
Proceeds from Confiscated/Seized Goods	31,690	47,812
Reproduction/Xerox Services	94,583	51,100
Dormitory Services	407,176	274,700
Total Other General and Service Income	387,761,688	395,012,057
TOTAL GENERAL AND SERVICE INCOME		
BUSINESS INCOME		
Rent/Lease Income	26,592,663	26,940,330
	26,592,663	26,940,330
OTHER INCOME		
Income from Grants and Donations	7,573,016	50,286
Interest Income	100,319	11,403,970
Gain on Foreign Exchange	41,325	710,663
Gain on Sale of Assets	7,714,660	12,164,919
	422,069,011	434,117,306
TOTAL INCOME		





REPUBLIC OF THE PHILIPPINES
DEPARTMENT OF AGRICULTURE
PHILIPPINE COCONUT AUTHORITY

Elliptical Road, Diliman, Quezon City Tel. No. 328-4501 to 49
P.O. Box 3385, Manila. TIN # 000724616
<http://www.pca.da.gov.ph>



SCHEDULE OF EXPENSES
For the Year Ending December 31, 2013
(With Corresponding Figures for December 2012)
(In Philippine Peso)

Particulars	2013	(As Restated) 2012
Personal services		
Salaries and wages	245,904,192	253,009,243
Other Compensation		
Personnel economic relief allowance (PERA)	19,707,643	21,238,605
Representation allowance (RA)	8,486,127	6,715,931
Transportation allowance (TA)	5,453,246	4,073,561
Clothing/Uniform Allowance	4,126,790	4,480,800
Subsistence allowance	21,600	18,976
Productivity Incentive Bonus (PIB)	1,624,000	1,664,000
Anniversary Bonus	2,490,000	-
Productivity Enhancement Incentive (PEI)	4,018,000	4,340,000
Honorarium	-	-
Longevity pay	882,945	1,076,302
Overtime and night pay	1,660,616	1,216,260
Cash gift	4,125,375	4,453,950
Year-end bonus	20,701,754	21,828,376
Total other compensation	73,498,096	71,106,760
Personnel benefit contributions		
Life and retirement insurance contributions	29,516,569	30,433,307
Pag-IBIG contributions	987,313	1,065,750
Philhealth contributions	2,470,741	2,050,338
ECC contributions	992,640	1,065,846
Total personnel benefit contributions	33,987,263	34,615,241
Other personnel benefits		
Vacation and sick leave benefits	44,488,614	45,328,381
Counsel allowance	7,500	15,000
Loyalty award	875,000	1,200,000
Per diem of directors	375,200	240,800
Performance-Based Bonus (PBB)	-	10,460,500
Others	20,320,000	21,509,385
Total other personnel benefits	66,066,314	78,754,066
Total Personal Services	419,435,865	437,485,310



Particulars	2013	(As Restated) 2012
Maintenance and other operating expenses (MOOE)		
Traveling expenses		
Local	42,358,426	28,641,637
Foreign	507,595	1,409,072
Total traveling expenses	42,866,021	30,050,709
Training and scholarship	27,295,545	15,298,656
Supplies expense		
Office supplies	8,081,532	6,331,007
Medical, dental and laboratory expense	3,028,316	1,791,869
Gasoline, oil and lubricants	19,702,939	13,199,343
Agricultural and marine supplies	687,034,891	440,134,979
Textbooks and instructional materials	5,573	-
Accountable forms	462,396	529,390
Other supplies	5,490,900	4,648,709
Total supplies expense	723,806,547	466,635,297
Utility expense		
Water	2,118,060	2,579,262
Electricity	17,011,037	17,904,255
Fuel	5,141	2,460
Total utility expense	19,134,238	20,485,977
Communication expense		
Postage and deliveries	1,228,447	1,016,691
Telephone/Mobile	7,822,316	6,423,161
Internet	1,000,792	1,109,338
Cable, satellite, telegraph and radio	9,863	20,330
Total communication expense	10,061,417	8,569,520
Membership Dues & Contribution Expenses	-	10,500
Awards, prizes and other claims	730,000	460,000
Advertising, promotional and marketing expense	815,624	416,137
Printing expense	1,209,770	683,069
Rent/lease expense	8,373,392	7,898,890
Representation expense	465,005	392,105
Transportation expense	13,718,347	7,481,870
Storage expense	-	-
Subscription expense	312,090	317,018
Professional services		
Legal services	54,950	37,350
Auditing services	23,820,650	10,000,000
Consultancy services	1,542,500	624,878
General/janitorial services	72,012,195	48,519,881
Security services	30,503,662	27,574,524

Particulars	2013	(As Restated)
		2012
Other professional services	92,571,630	30,184,479
Total professional services	220,505,587	116,940,912
Repairs and maintenance		
Buildings and other structures	6,604,422	4,421,173
Other structures	1,029,658	2,114,489
Office equipment	559,578	558,845
Furniture and fixtures	785,013	69,850
IT equipment	167,540	183,682
Machinery	1,202,636	49,284
Agricultural and marine equipment	435,141	575,293
Communication equipment	2,686	-
Medical, dental and laboratory equipment	788,737	(2,756)
Technical and scientific machinery equipment	272,519	138,441
Other machinery and equipment	173,900	223,024
Land transport equipment	6,540,048	4,491,059
Other property, plant and equipment	1,652,620	97,282
Total repairs and maintenance	20,214,498	12,919,666
Extraordinary and miscellaneous expense		
Extraordinary expense	1,503,445	1,532,492
Miscellaneous expense	21,254	101,956
Total extraordinary & miscellaneous expenses	1,524,699	1,634,448
Donation	42,799,196	1,653,264
Taxes, duties and premiums		
Taxes, duties and licenses	8,753,609	3,237,436
Fidelity bond premiums	615,215	642,031
Building insurance	972,421	811,972
Equipment insurance	943,367	189,217
Vehicle insurance	620,305	791,044
Flood/typhoon insurance	-	143,429
Total taxes, duties and premiums	11,904,917	5,815,129
Non-cash expense		
Bad debts expense	3,322,383	2,136,598
Depreciation expense	17,938,692	17,548,197
Total non-cash expenses	21,261,075	19,684,795
Losses	-	85,910
Other MOOE		
Athletic and social events	2,929,498	1,396,770
Duplication costs	343,434	250,684
Meetings and conferences	2,088,034	930,896
Survey and research expenses	22,344,046	684,835
Staple food expenses	-	-
Others	5,867,447	3,832,780

Particulars	2013	(As Restated)
		2012
Total Other MOOE	33,572,459	7,095,965
Total MOOE	1,200,570,428	724,529,837
Financial expenses		
Interest expense	167,330	90,230
Bank charges	7,594	4,193
Other financial charges	54,473	77,279
Total financial expenses	229,397	171,702
Total Expenses	1,620,235,690	1,162,186,849